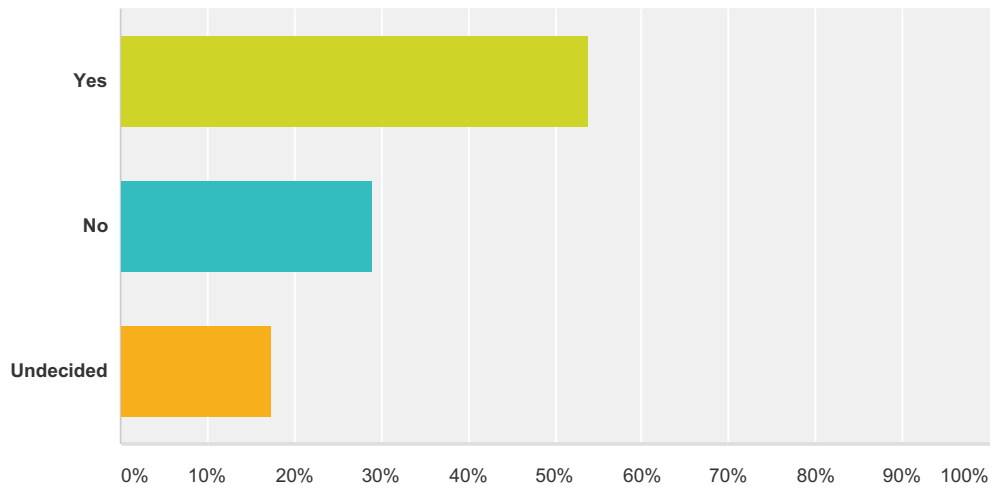


### Q1 Do you plan on using Budget Challenge again in the Spring?

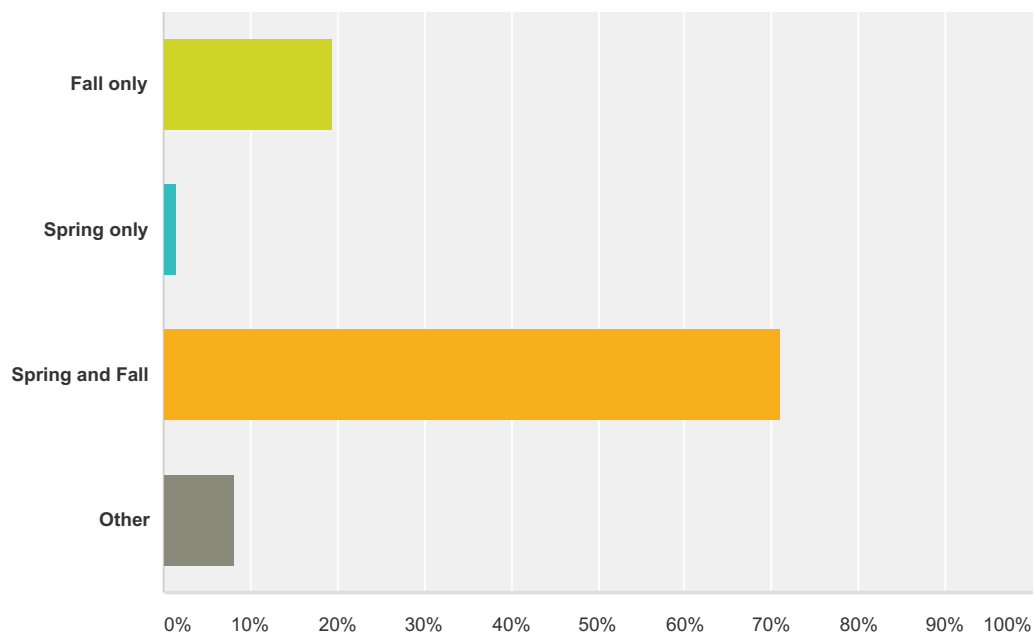
Answered: 894 Skipped: 0



Answer Choices	Responses
Yes	53.80% 481
No	28.97% 259
Undecided	17.23% 154
<b>Total</b>	<b>894</b>

### Q2 Do you teach personal finance in the

Answered: 693 Skipped: 201

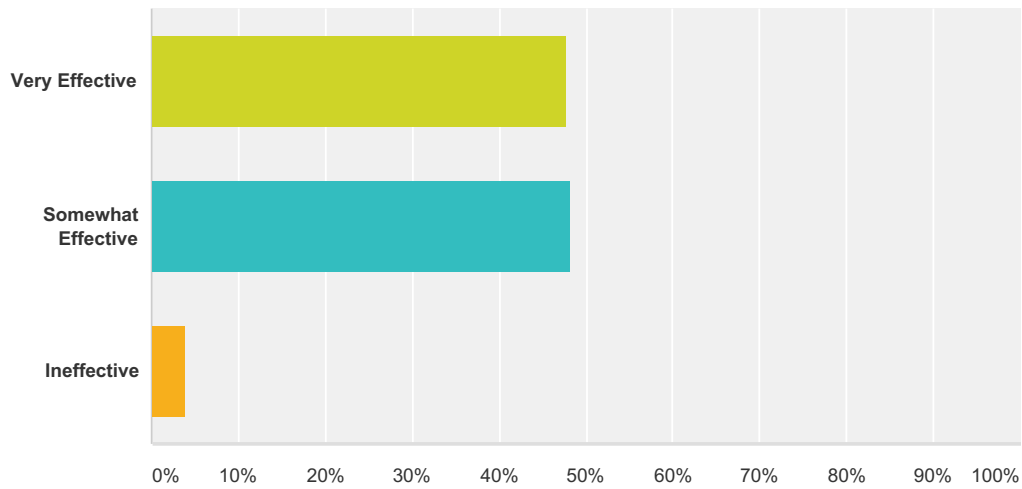


## F16 Budget Challenge Review

Answer Choices	Responses	
Fall only	19.34%	134
Spring only	1.44%	10
Spring and Fall	71.00%	492
Other	8.23%	57
<b>Total</b>		<b>693</b>

### Q3 How effective was Budget Challenge at teaching personal finance with your students?

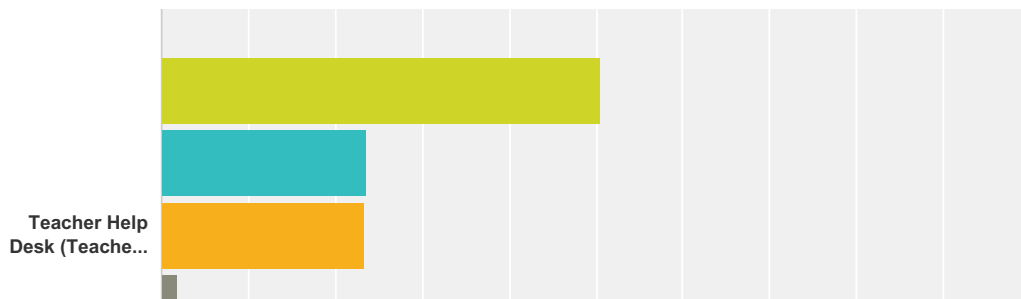
Answered: 696 Skipped: 198



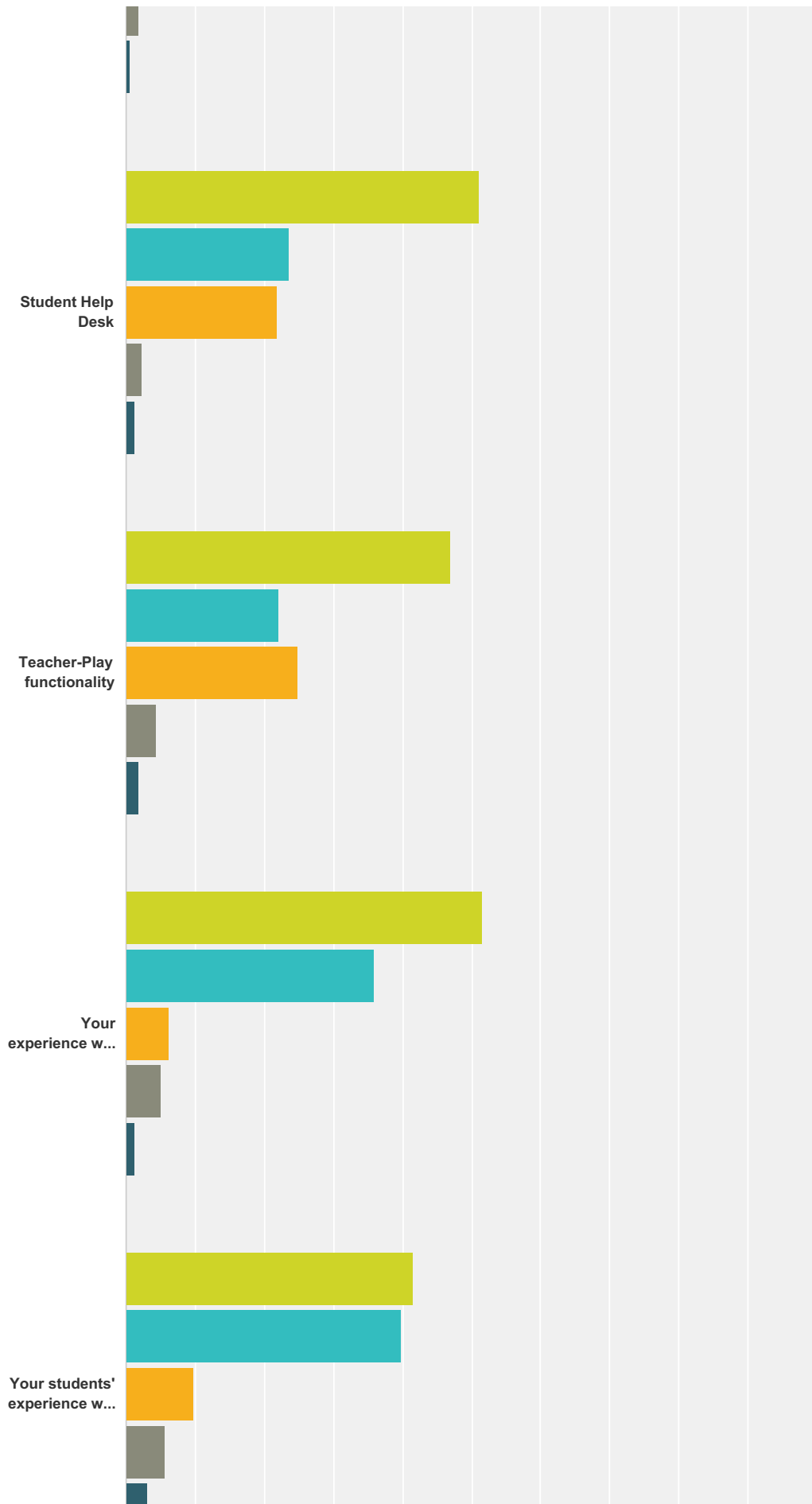
Answer Choices	Responses	
Very Effective	47.84%	333
Somewhat Effective	48.13%	335
Ineffective	4.02%	28
<b>Total</b>		<b>696</b>

### Q4 Please indicate your level of satisfaction with the following?

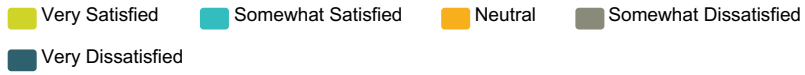
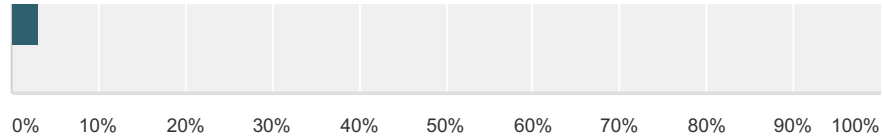
Answered: 694 Skipped: 200



# F16 Budget Challenge Review



## F16 Budget Challenge Review

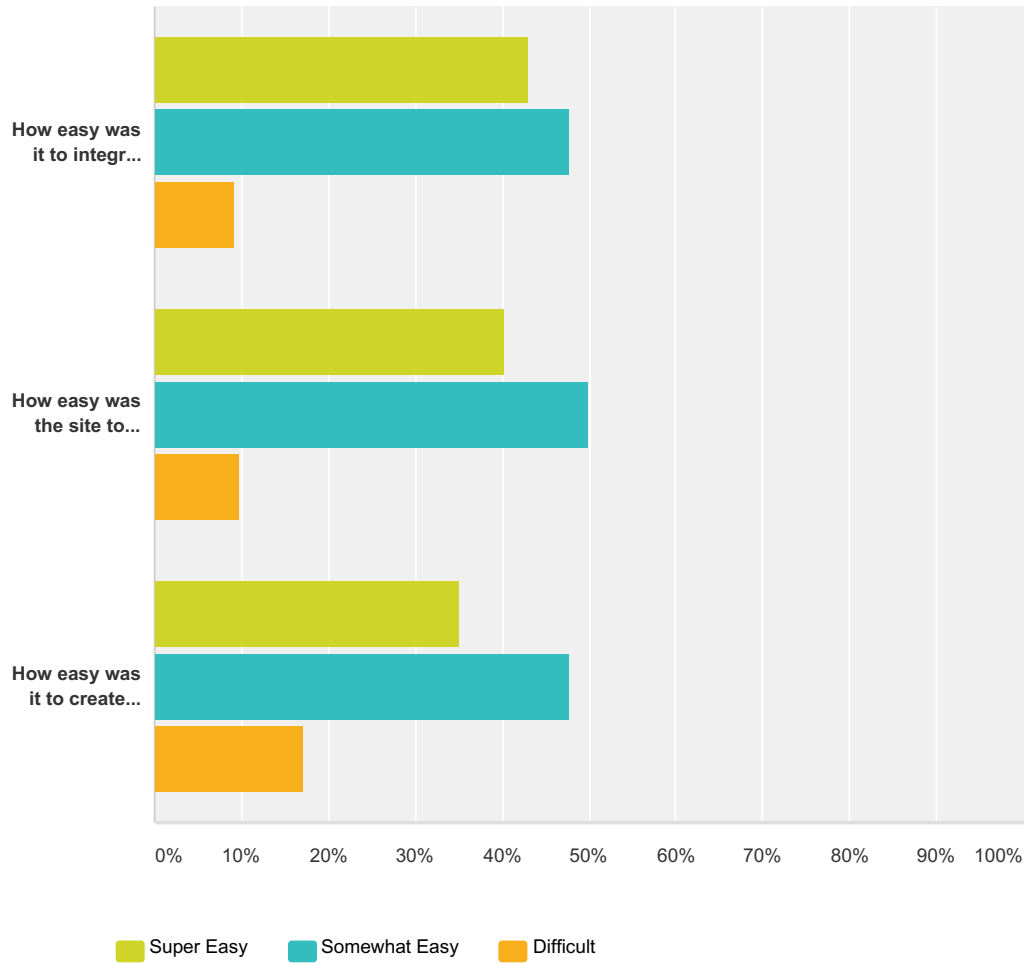


	Very Satisfied	Somewhat Satisfied	Neutral	Somewhat Dissatisfied	Very Dissatisfied	Total
Teacher Help Desk (Teachers helping teachers)	50.51% 349	23.59% 163	23.44% 162	1.88% 13	0.58% 4	691
Student Help Desk	51.09% 351	23.58% 162	21.83% 150	2.33% 16	1.16% 8	687
Teacher-Play functionality	46.88% 316	22.11% 149	24.78% 167	4.45% 30	1.78% 12	674
Your experience with Budget Challenge	51.66% 357	35.89% 248	6.22% 43	4.92% 34	1.30% 9	691
Your students' experience with Budget Challenge	41.59% 287	39.86% 275	9.71% 67	5.65% 39	3.19% 22	690

## Q5 Ease of use

Answered: 693 Skipped: 201

## F16 Budget Challenge Review

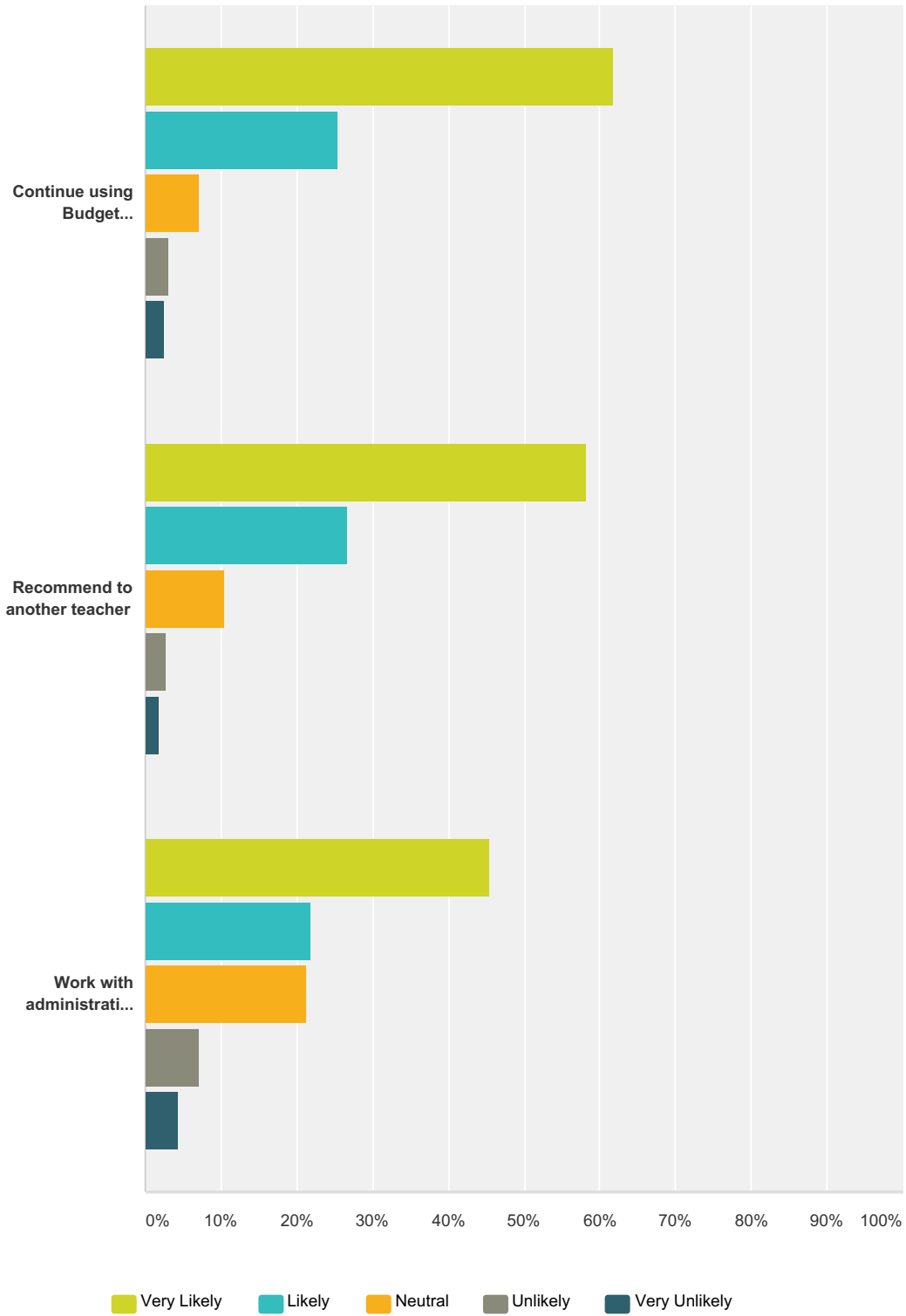


	Super Easy	Somewhat Easy	Difficult	Total
How easy was it to integrate Budget Challenge with the rest of your class?	43.06% 298	47.83% 331	9.10% 63	692
How easy was the site to navigate?	40.29% 278	50.00% 345	9.71% 67	690
How easy was it to create grades for Budget Challenge?	35.03% 241	47.82% 329	17.15% 118	688

## Q6 How likely are you to do the following?

Answered: 693 Skipped: 201

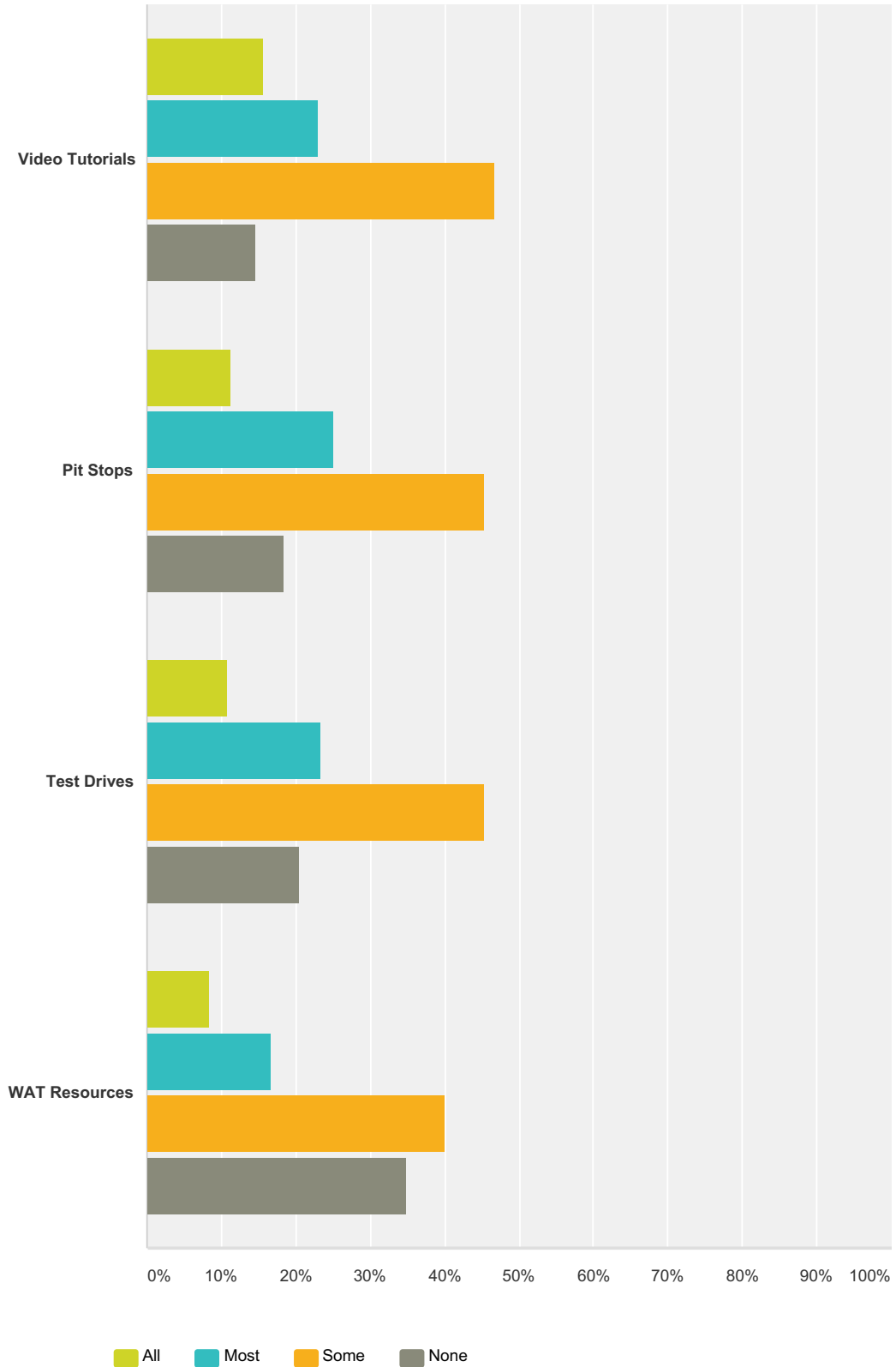
## F16 Budget Challenge Review



	Very Likely	Likely	Neutral	Unlikely	Very Unlikely	Total
Continue using Budget Challenge	61.79% 427	25.47% 176	7.09% 49	3.04% 21	2.60% 18	691
Recommend to another teacher	58.32% 403	26.63% 184	10.42% 72	2.75% 19	1.88% 13	691
Work with administration or district to make personal finance a dedicated or required class	45.47% 311	21.93% 150	21.20% 145	7.02% 48	4.39% 30	684

### Q7 Please indicate how many of the Roadmap resources you used

Answered: 690 Skipped: 204

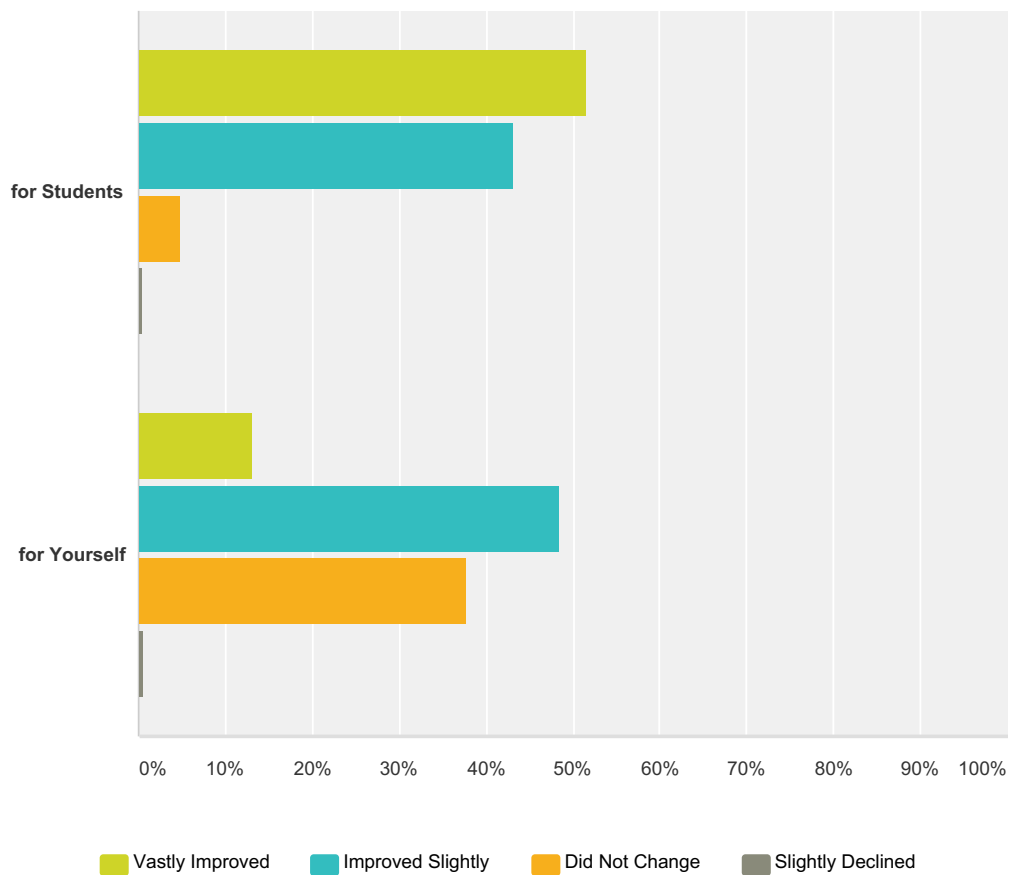


## F16 Budget Challenge Review

	All	Most	Some	None	Total
Video Tutorials	15.57% 107	23.00% 158	46.72% 321	14.70% 101	687
Pit Stops	11.22% 77	25.07% 172	45.34% 311	18.37% 126	686
Test Drives	10.80% 74	23.36% 160	45.40% 311	20.44% 140	685
WAT Resources	8.28% 56	16.72% 113	40.09% 271	34.91% 236	676

### Q8 How much did you find that knowledge changed due to Budget Challenge?

Answered: 688 Skipped: 206



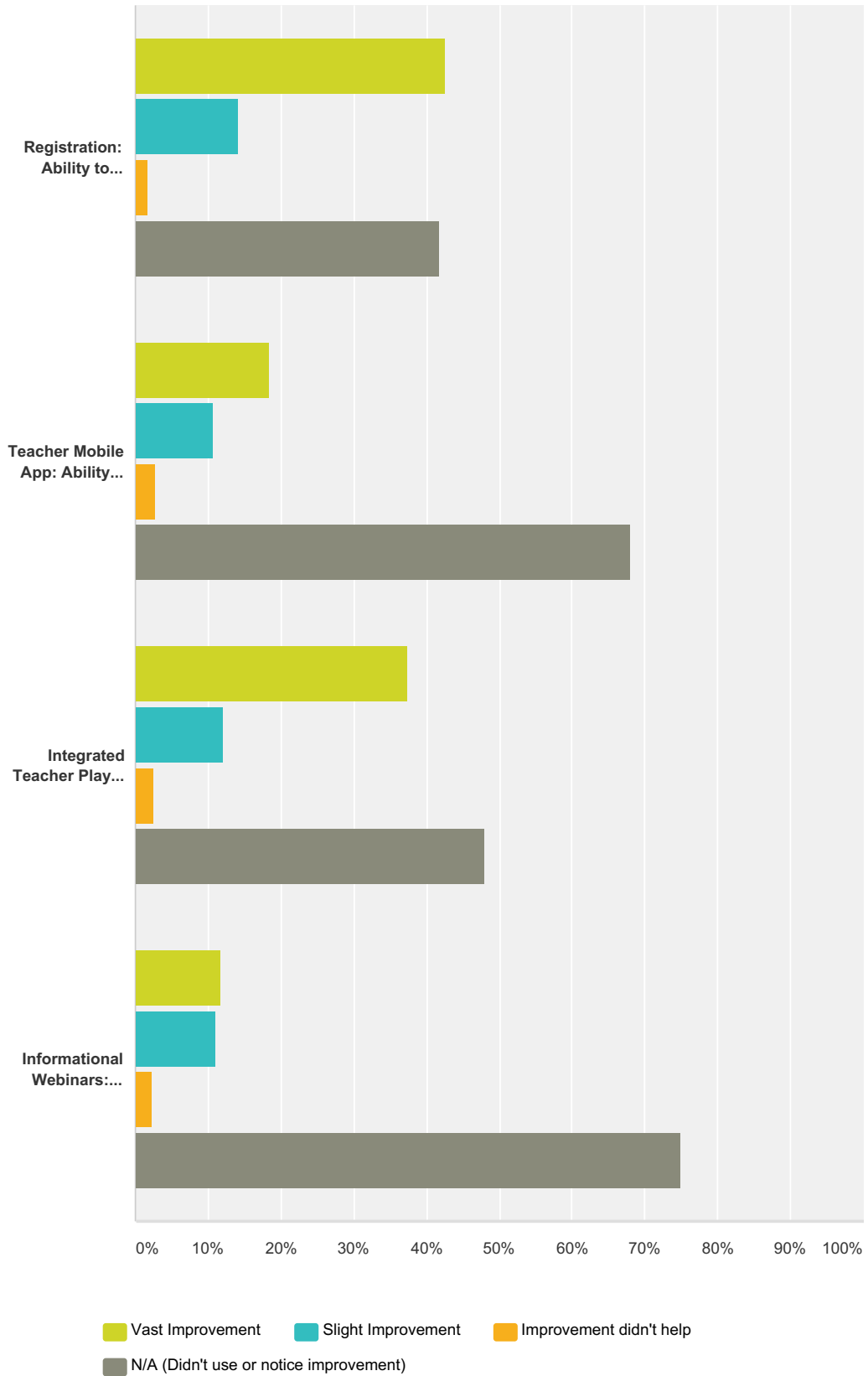
	Vastly Improved	Improved Slightly	Did Not Change	Slightly Declined	Total
for Students	51.53% 354	43.23% 297	4.80% 33	0.44% 3	687
for Yourself	13.18% 90	48.46% 331	37.77% 258	0.59% 4	683

### Q9 We are committed to continuous improvement. Did you like the improvements we made this year?



# F16 Budget Challenge Review

Answered: 680 Skipped: 214



	Vast Improvement	Slight Improvement	Improvement didn't help	N/A (Didn't use or notice improvement)	Total
--	------------------	--------------------	-------------------------	--	-------

## F16 Budget Challenge Review

Registration: Ability to re-use the teacher account from last year, saving time creating a new login	<b>42.56%</b> 289	<b>14.14%</b> 96	<b>1.62%</b> 11	<b>41.68%</b> 283	679
Teacher Mobile App: Ability to see up-to-date student reports on mobile devices	<b>18.41%</b> 125	<b>10.75%</b> 73	<b>2.80%</b> 19	<b>68.04%</b> 462	679
Integrated Teacher Play Account: Using the same account for both the Teacher role and Teacher-Play	<b>37.37%</b> 253	<b>12.11%</b> 82	<b>2.51%</b> 17	<b>48.01%</b> 325	677
Informational Webinars: Ability to schedule a webinar to learn more about Budget Challenge	<b>11.61%</b> 78	<b>11.16%</b> 75	<b>2.38%</b> 16	<b>74.85%</b> 503	672

### **Q10 What do you think was the best lesson the student's learned by participating in the simulation?**

Answered: 483 Skipped: 411

### **Q11 Do you have any suggestions for improving the Simulation or Teacher Roadmap?**

Answered: 448 Skipped: 446

### **Q12 If you attempted to earn CEU's through a teacher-play account, can you let us know how that went?**

Answered: 279 Skipped: 615

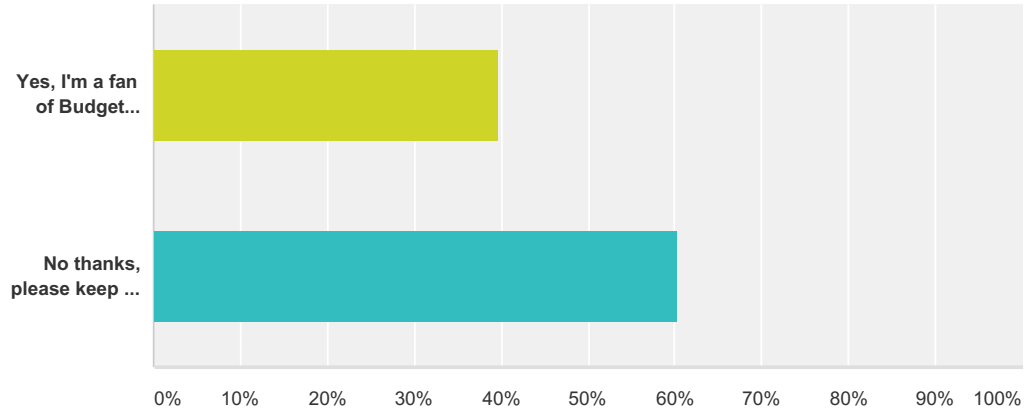
### **Q13 If you plan on continuing to use Budget Challenge, can you tell us why you like using the simulation?**

Answered: 459 Skipped: 435

### **Q14 Sometimes the press/media ask to talk to teachers having success with Budget Challenge. Are you comfortable with us providing your contact info for a story?**

Answered: 664 Skipped: 230

## F16 Budget Challenge Review



Answer Choices	Responses	
Yes, I'm a fan of Budget Challenge and would be happy to talk to the press/media	<b>39.76%</b>	264
No thanks, please keep my contact info private	<b>60.24%</b>	400
<b>Total</b>		<b>664</b>