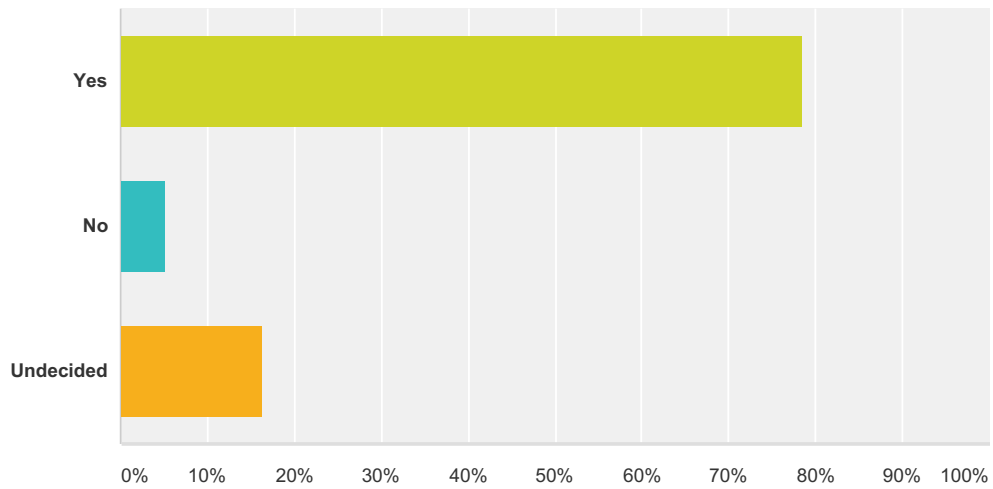


### Q1 Do you plan on using Budget Challenge again?

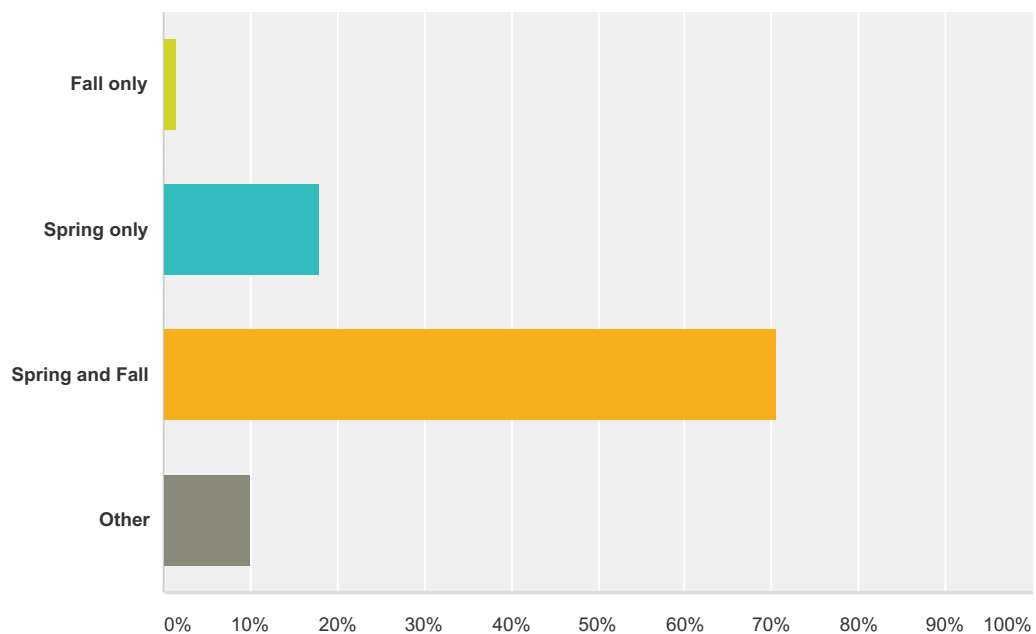
Answered: 1,347 Skipped: 1



Answer Choices	Responses
Yes	78.54% 1,058
No	5.27% 71
Undecided	16.18% 218
<b>Total</b>	<b>1,347</b>

### Q2 Do you teach personal finance in the

Answered: 1,044 Skipped: 304

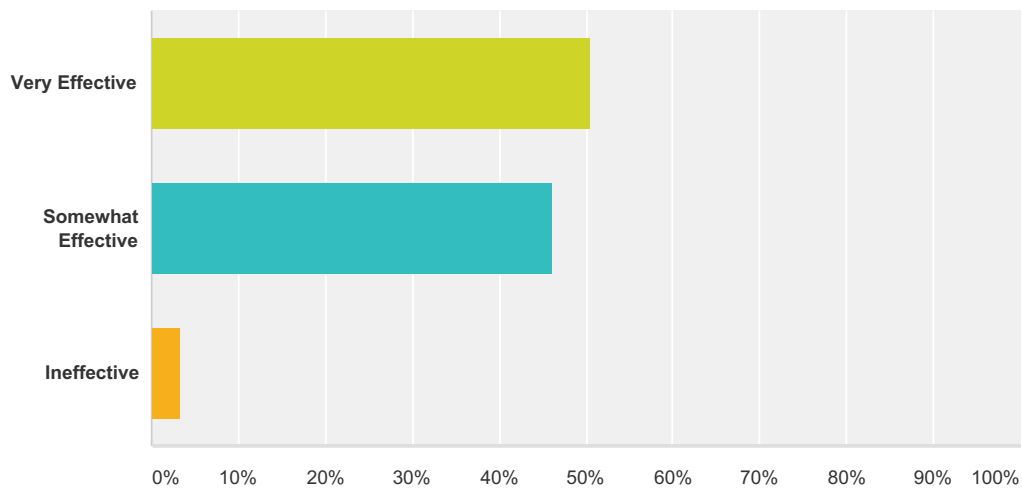


## S17 Budget Challenge Review

Answer Choices	Responses
Fall only	1.44% 15
Spring only	18.01% 188
Spring and Fall	70.59% 737
Other	9.96% 104
<b>Total</b>	<b>1,044</b>

### Q3 How effective was Budget Challenge at teaching personal finance with your students?

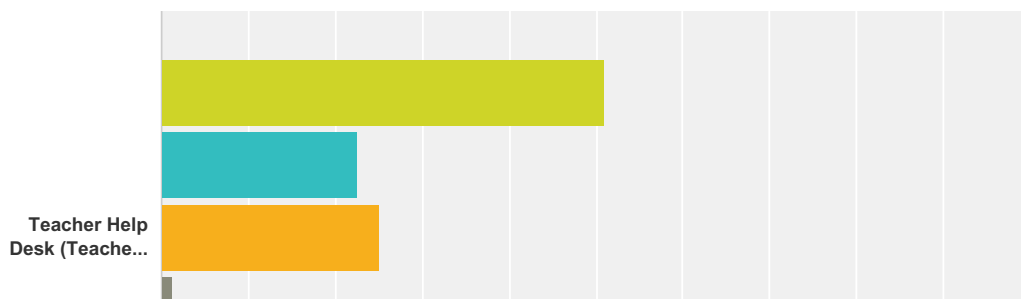
Answered: 1,045 Skipped: 303



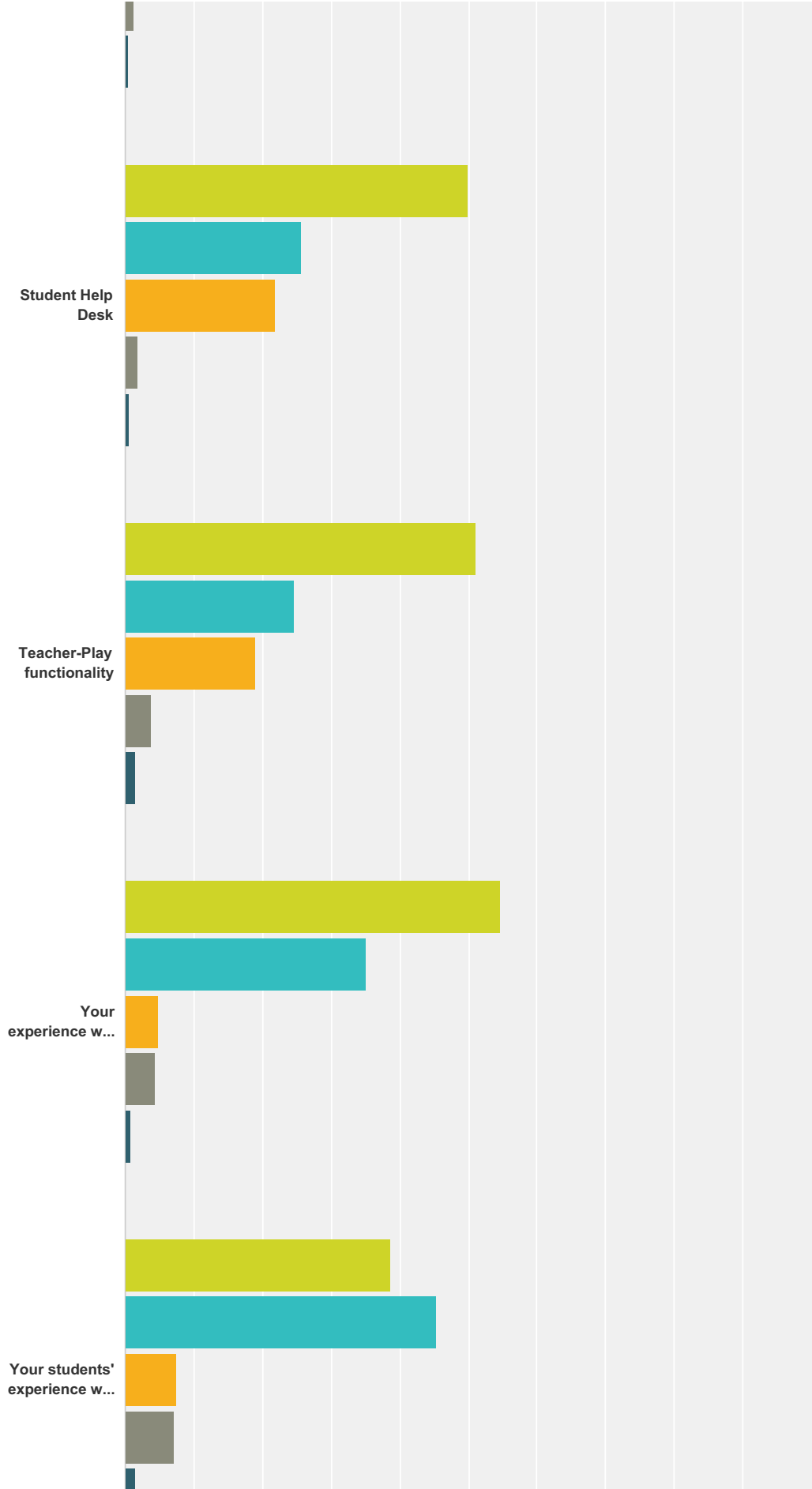
Answer Choices	Responses
Very Effective	50.62% 529
Somewhat Effective	46.12% 482
Ineffective	3.25% 34
<b>Total</b>	<b>1,045</b>

### Q4 Please indicate your level of satisfaction with the following?

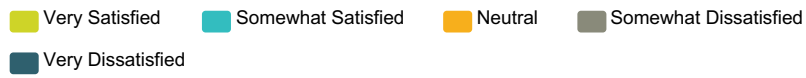
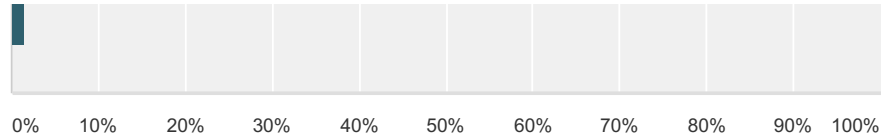
Answered: 1,048 Skipped: 300



S17 Budget Challenge Review



## S17 Budget Challenge Review

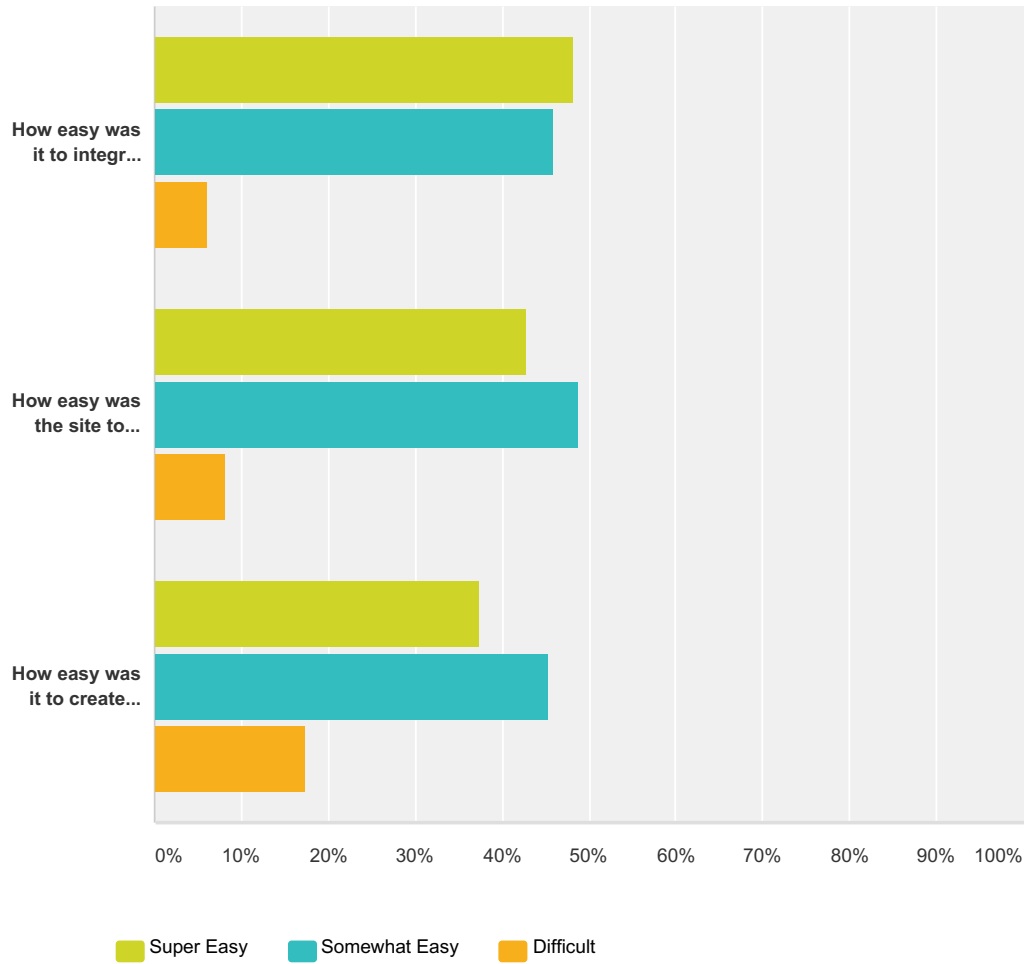


	Very Satisfied	Somewhat Satisfied	Neutral	Somewhat Dissatisfied	Very Dissatisfied	Total
Teacher Help Desk (Teachers helping teachers)	50.86% 530	22.46% 234	25.05% 261	1.25% 13	0.38% 4	1,042
Student Help Desk	49.90% 517	25.58% 265	22.01% 228	1.93% 20	0.58% 6	1,036
Teacher-Play functionality	51.18% 521	24.56% 250	19.06% 194	3.83% 39	1.38% 14	1,018
Your experience with Budget Challenge	54.66% 569	35.16% 366	4.90% 51	4.42% 46	0.86% 9	1,041
Your students' experience with Budget Challenge	38.68% 403	45.30% 472	7.49% 78	7.01% 73	1.54% 16	1,042

## Q5 Ease of use

Answered: 1,045 Skipped: 303

## S17 Budget Challenge Review

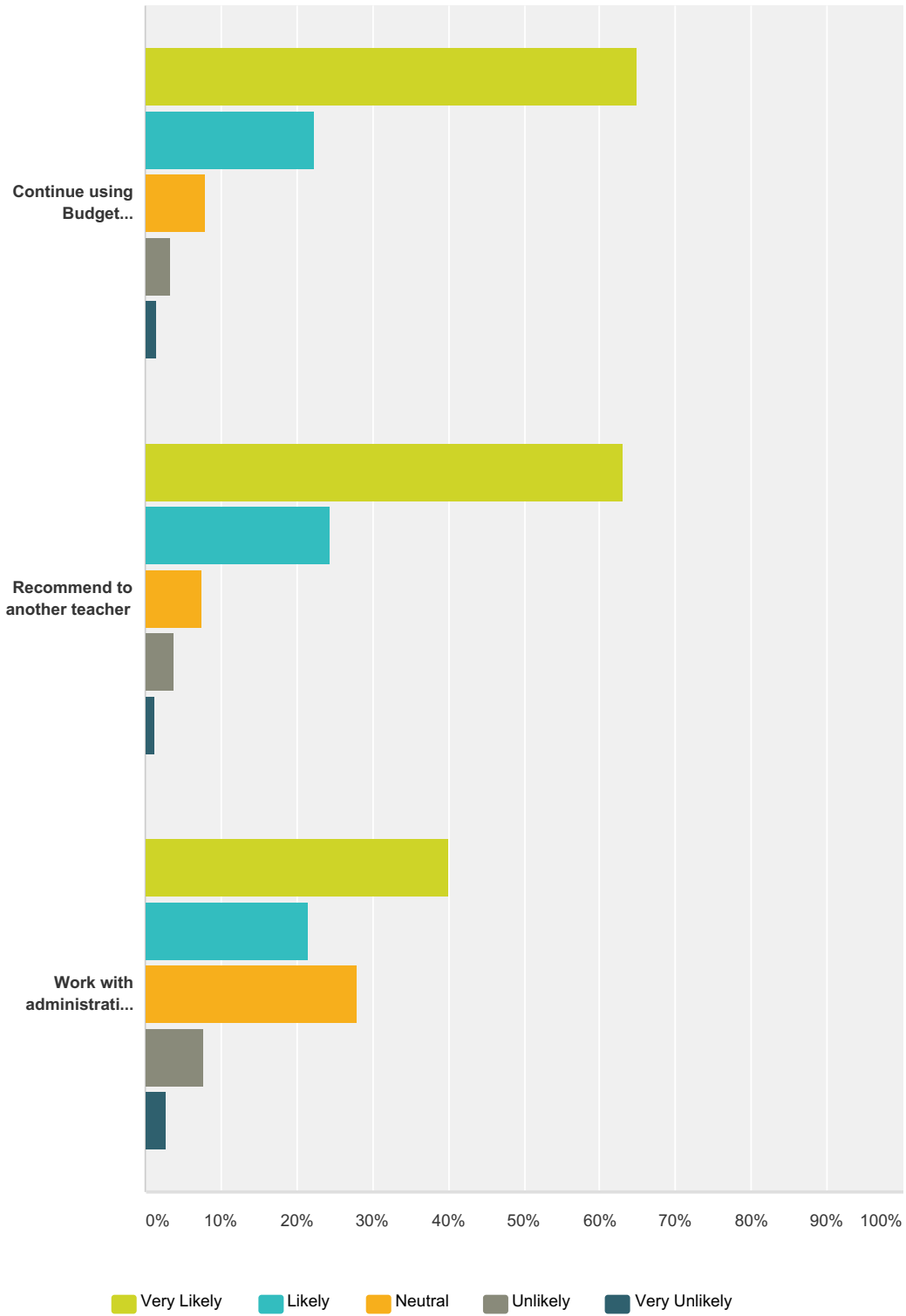


	Super Easy	Somewhat Easy	Difficult	Total
How easy was it to integrate Budget Challenge with the rest of your class?	48.13% 503	45.84% 479	6.03% 63	1,045
How easy was the site to navigate?	42.86% 447	48.90% 510	8.25% 86	1,043
How easy was it to create grades for Budget Challenge?	37.44% 386	45.20% 466	17.36% 179	1,031

## Q6 How likely are you to do the following?

Answered: 1,047 Skipped: 301

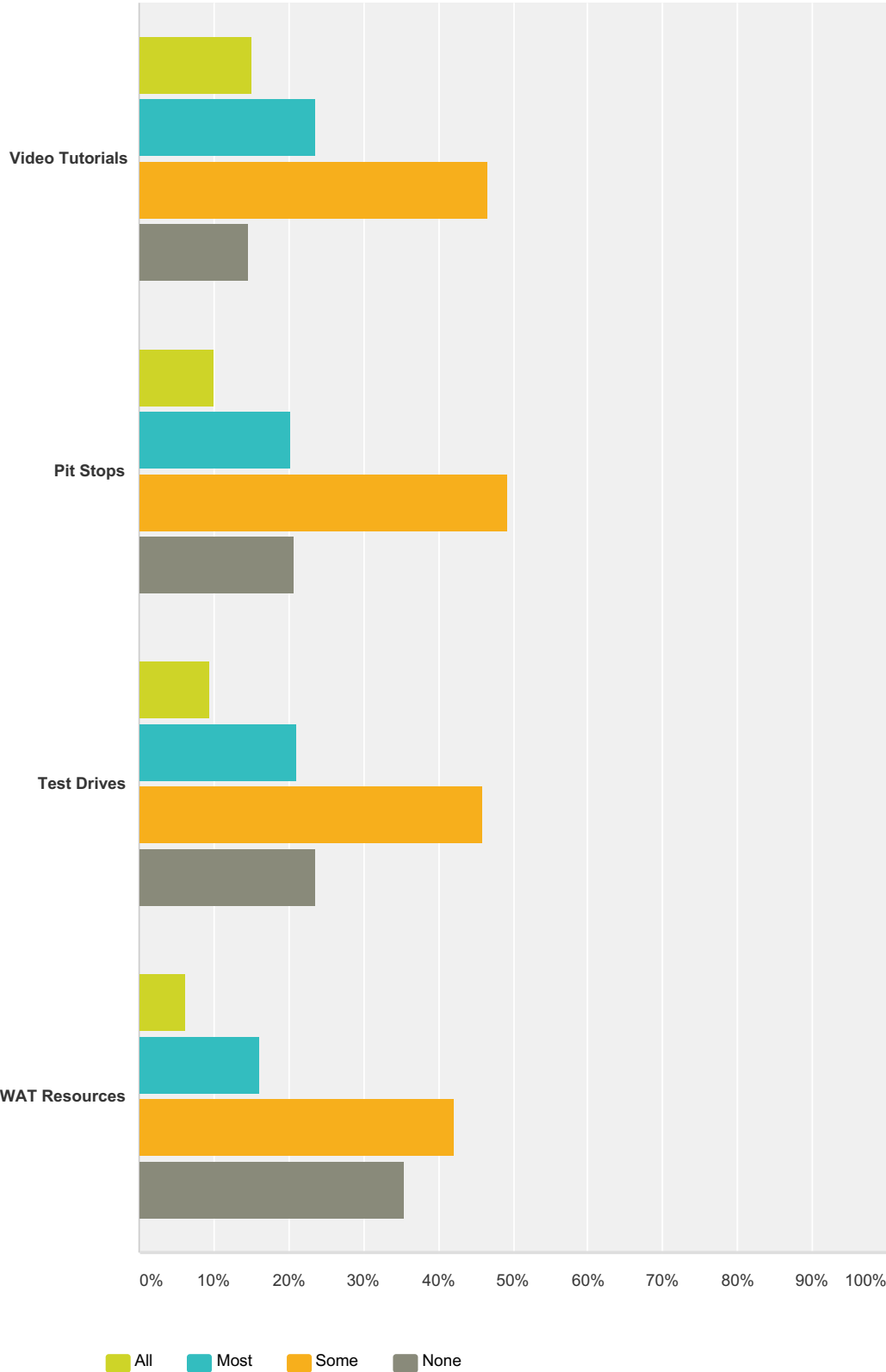
## S17 Budget Challenge Review



	Very Likely	Likely	Neutral	Unlikely	Very Unlikely	Total
Continue using Budget Challenge	64.95% 680	22.35% 234	7.93% 83	3.25% 34	1.53% 16	1,047
Recommend to another teacher	63.08% 656	24.52% 255	7.60% 79	3.65% 38	1.15% 12	1,040
Work with administration or district to make personal finance a dedicated or required class	40.10% 411	21.46% 220	27.90% 286	7.80% 80	2.73% 28	1,025

### Q7 Please indicate how many of the Roadmap resources you used

Answered: 1,039 Skipped: 309

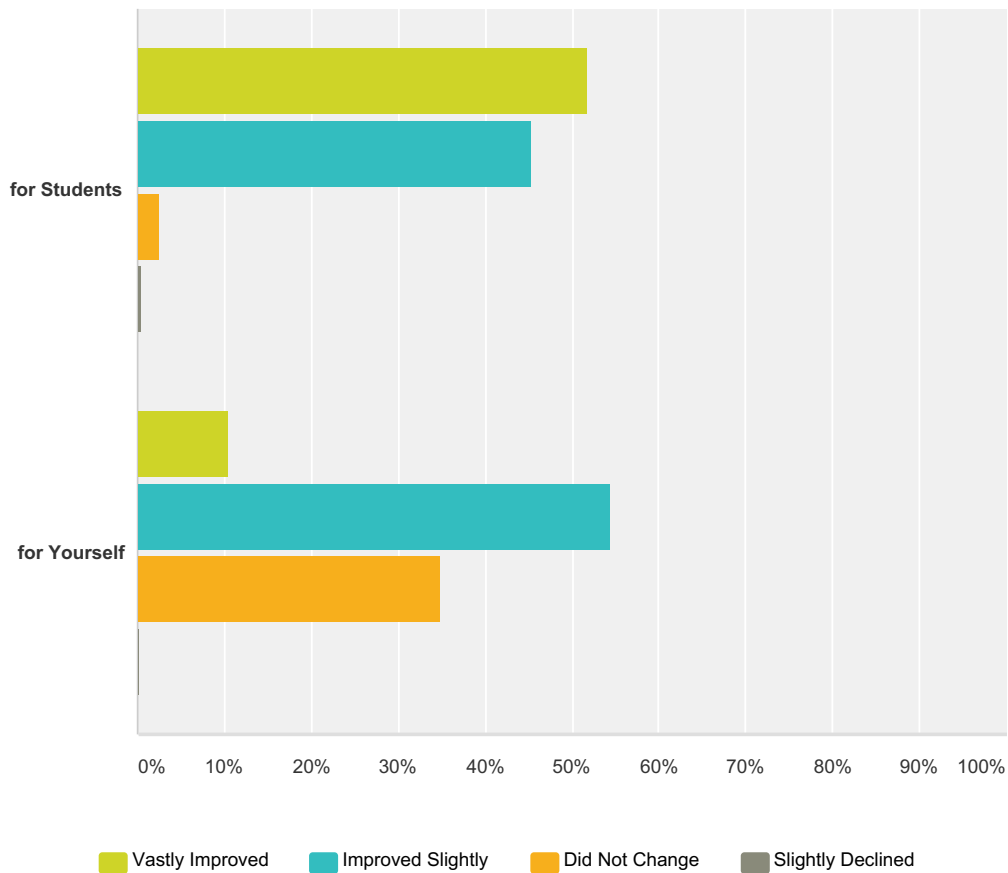


## S17 Budget Challenge Review

	All	Most	Some	None	Total
Video Tutorials	15.07% 156	23.67% 245	46.57% 482	14.69% 152	1,035
Pit Stops	9.94% 103	20.17% 209	49.23% 510	20.66% 214	1,036
Test Drives	9.40% 97	21.03% 217	46.03% 475	23.55% 243	1,032
WAT Resources	6.27% 64	16.06% 164	42.12% 430	35.55% 363	1,021

### Q8 How much did you find that knowledge changed due to Budget Challenge?

Answered: 1,035 Skipped: 313



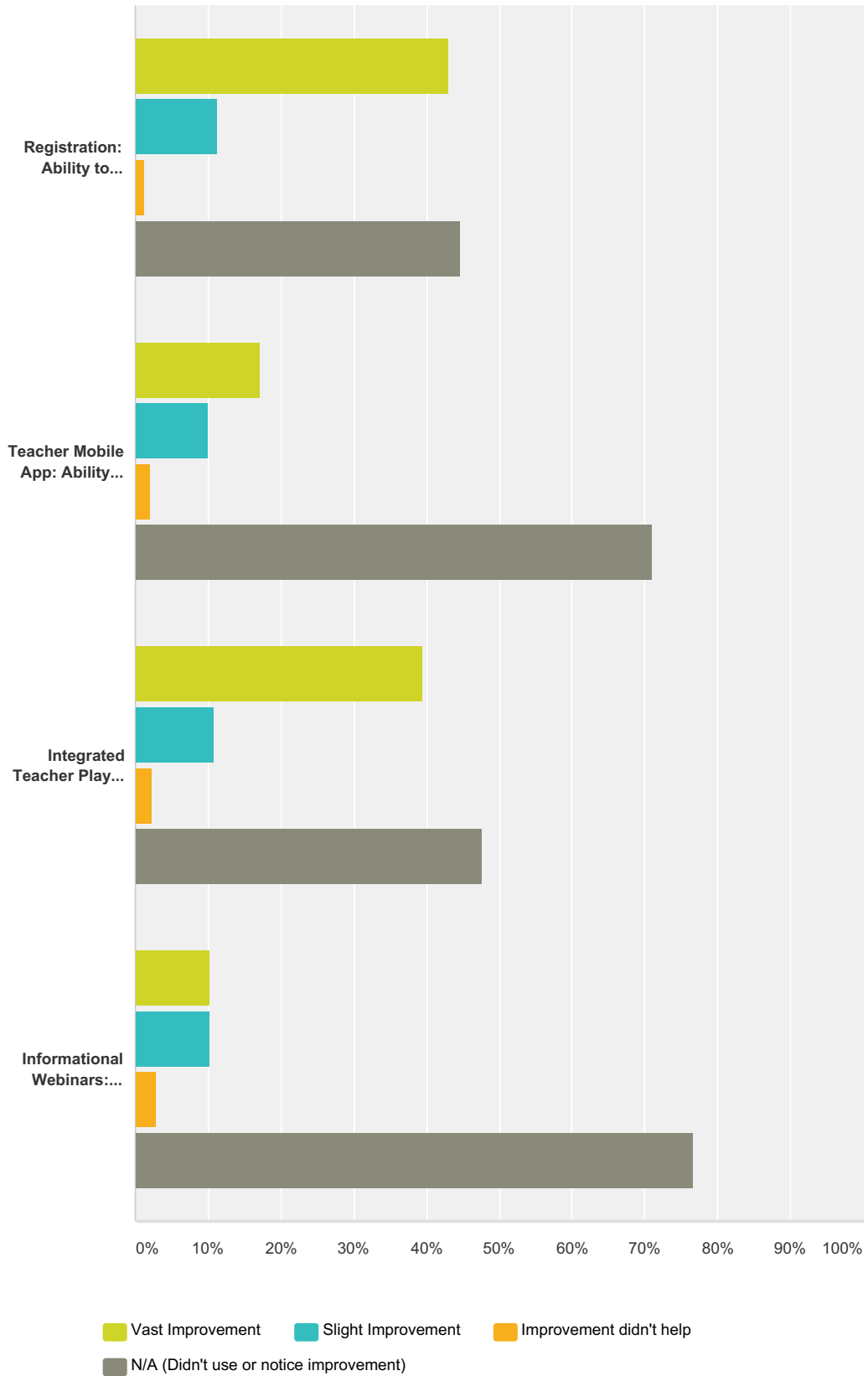
	Vastly Improved	Improved Slightly	Did Not Change	Slightly Declined	Total
for Students	51.79% 534	45.39% 468	2.42% 25	0.39% 4	1,031
for Yourself	10.42% 107	54.53% 560	34.76% 357	0.29% 3	1,027

### Q9 We are committed to continuous improvement. Did you like the improvements we made this year?



# S17 Budget Challenge Review

Answered: 1,028 Skipped: 320



	Vast Improvement	Slight Improvement	Improvement didn't help	N/A (Didn't use or notice improvement)	Total
--	------------------	--------------------	-------------------------	--	-------

## S17 Budget Challenge Review

Registration: Ability to re-use the teacher account from last year, saving time creating a new login	<b>42.94%</b> 441	<b>11.20%</b> 115	<b>1.17%</b> 12	<b>44.69%</b> 459	1,027
Teacher Mobile App: Ability to see up-to-date student reports on mobile devices	<b>17.09%</b> 175	<b>9.96%</b> 102	<b>2.05%</b> 21	<b>70.90%</b> 726	1,024
Integrated Teacher Play Account: Using the same account for both the Teacher role and Teacher-Play	<b>39.47%</b> 403	<b>10.77%</b> 110	<b>2.25%</b> 23	<b>47.50%</b> 485	1,021
Informational Webinars: Ability to schedule a webinar to learn more about Budget Challenge	<b>10.31%</b> 105	<b>10.22%</b> 104	<b>2.95%</b> 30	<b>76.52%</b> 779	1,018

**Q10 What do you think was the best lesson the student's learned by participating in the simulation?**

Answered: 763 Skipped: 585

**Q11 Do you have any suggestions for improving the Simulation or Teacher Roadmap?**

Answered: 705 Skipped: 643

**Q12 If you attempted to earn CEU's through a teacher-play account, can you let us know how that went?**

Answered: 476 Skipped: 872

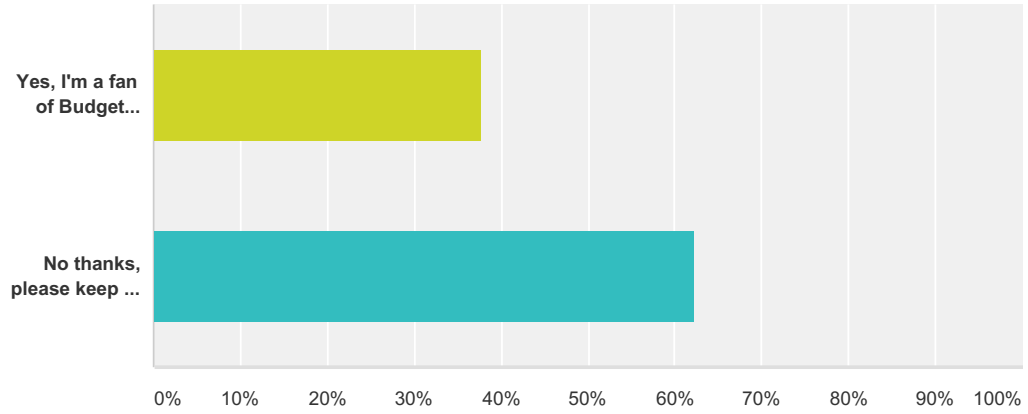
**Q13 If you plan on continuing to use Budget Challenge, can you tell us why you like using the simulation?**

Answered: 728 Skipped: 620

**Q14 Sometimes the press/media ask to talk to teachers having success with Budget Challenge. Are you comfortable with us providing your contact info for a story?**

Answered: 1,023 Skipped: 325

## S17 Budget Challenge Review



Answer Choices	Responses	
Yes, I'm a fan of Budget Challenge and would be happy to talk to the press/media	37.73%	386
No thanks, please keep my contact info private	62.27%	637
<b>Total</b>		<b>1,023</b>